

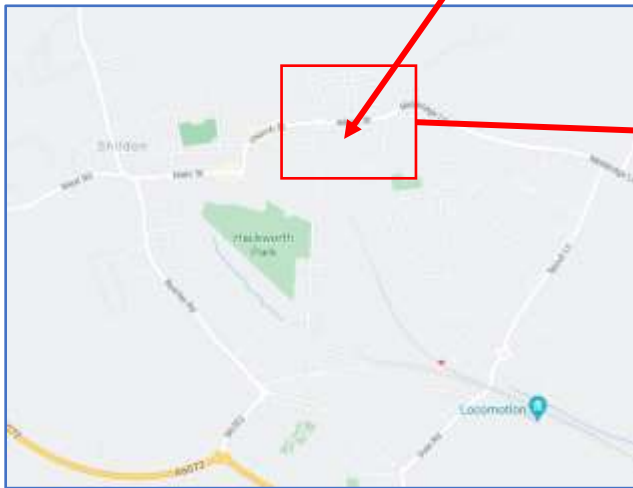


H1 Shildon, County Durham – Standard 2 Bed

Location Map



Shildon – South West of Bishop Auckland



Overhead Street View





H1 Shildon, County Durham – Standard 2 Bed

Front View

This property is a 2-bed house which includes a rear yard and on-street parking. This property is located in Shildon, closely situated to local amenities and around 20 minutes to Durham Centre.





H1 Shildon, County Durham – Standard 2 Bed

Street View

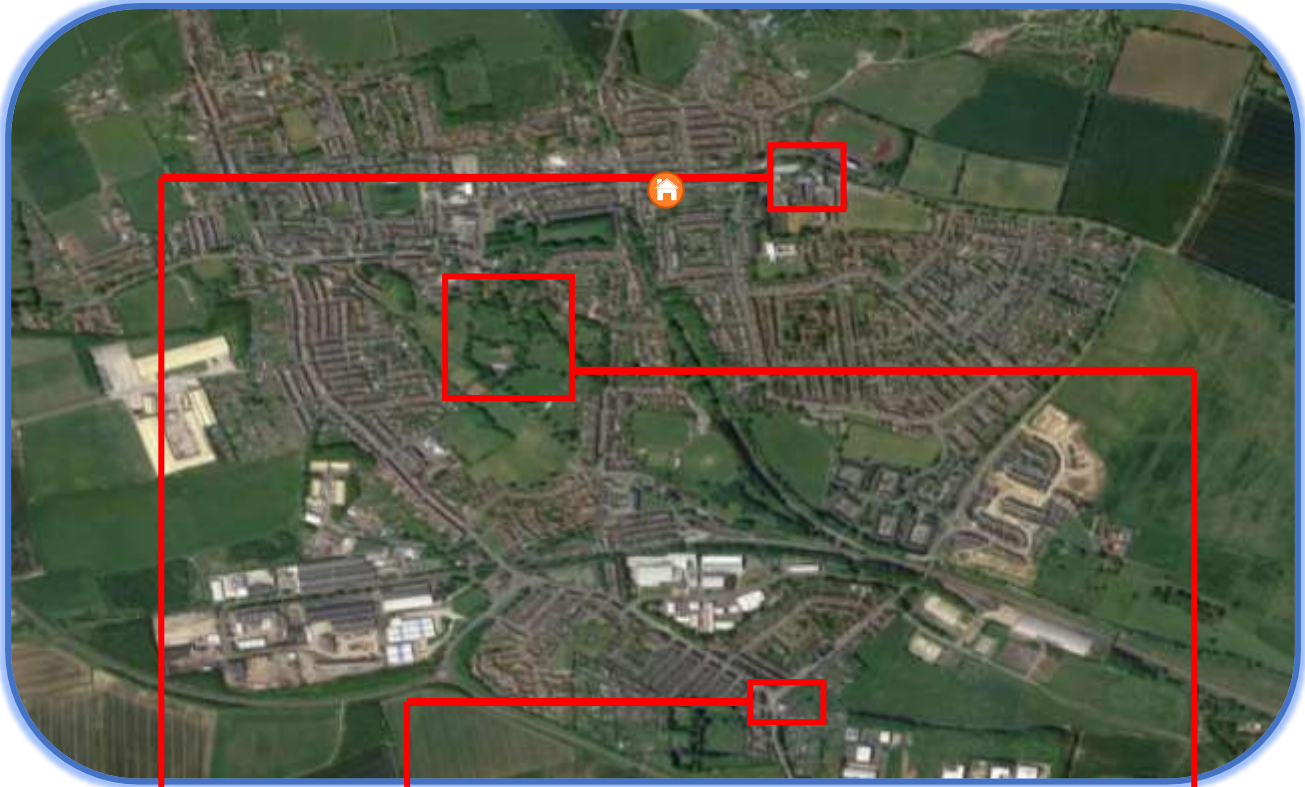




H1 Shildon, County Durham – Standard 2 Bed

Community View

The property is a prime location close to local shops, schools and amenities.



Left: Shildon Sunnydale
Leisure Centre
Bottom Left: Shildon Train
Station
Bottom Right: Hackworth
Park





H1 Shildon, County Durham – Standard 2 Bed

Lounge





H1 Shildon, County Durham – Standard 2 Bed

Kitchen/Diner





H1 Shildon, County Durham – Standard 2 Bed

Stairs and landing

There is a loft which can be used for additional storage that can be accessed on the landing.





H1 Shildon, County Durham – Standard 2 Bed

Bedroom 1





H1 Shildon, County Durham – Standard 2 Bed

Bedroom 2





H1 Shildon, County Durham – Standard 2 Bed

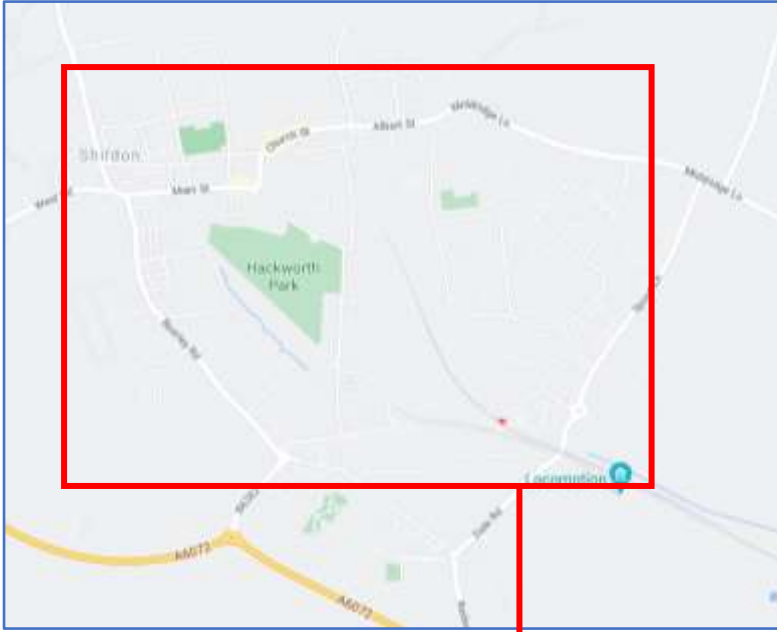
Bathroom and Rear View



H1 Shildon, County Durham – Standard 2 Bed

Shildon Area – Near Bishop Auckland

Shildon is a town, located close to Bishop Auckland, and is situated 23 mins (12 miles) South West of Durham centre and 40 mins west of Hartlepool town centre. It is also very close to many other neighbouring towns villages (such as Newton Aycliffe and Sedgefield) which have many local amenities. The local area is picturesque and is nearby the A-roads linking the North and Midlands of the UK.



Map Key

1. Local Schools
 2. Shops and Supermarkets
 3. High Street
 4. Train Station
 5. Bishop Auckland Hospital
 6. Park
 7. Leisure Centre
- Location of Property





H1 Shildon, County Durham – Standard 2 Bed

Shildon, County Durham

A picturesque location close to local amenities, green spaces and heritage sites.


Town centre



National Railway Museum Shildon



Hackworth Park



H1 Shildon, County Durham – Standard 2 Bed

Bishop Auckland, County Durham

A semi-rural location close to local countryside, rambling routes and heritage sites.

Town centre



Binchester Roman Fort



Auckland Castle





H1 Shildon, County Durham – Standard 2 Bed

Hartlepool Town & Landmarks

Right: Town centre

Bottom: One of four shopping centres



Top: Port-side

Left: Marina

Bottom: National Museum of the Royal Navy



H1 Shildon, County Durham – Standard 2 Bed

Durham City



Left and Bottom: The 11th Century Cathedral and Castle was once a site of pilgrimage in Medieval England and the latter is a World Heritage site and now the home of Durham University. The River Wear crosses through Durham.



Bottom: Saddler Street shopping, in the heart of the cathedral city, close to the River Wear and University Campus



Bottom: Southpoint Mall Shopping Centre

